















61	Slovakia	24,700	
62	Greece	23,600	
63	Portugal	22,900	
64	Lithuania	22,600	
65	Estonia	22,400	
66	French Polynesia	22,000	
67	East Timor	21,400	
68	Poland	21,100	
69	Trinidad and Tobago	20,300	
70	Hungary	19,800	
71	Saint Martin	19,300	
72	Gabon	19,200	
73	Latvia	19,100	
74	Chile	19,100	
75	Argentina	18,600	
76	Antigua and Barbuda	18,400	
77	Russia	18,100	
78	Croatia	17,800	
79	Malaysia	17,500	
80	Uruguay	16,600	
81	Panama	16,500	
82	Botswana	16,400	
83	Puerto Rico	16,300	
84	Saint Kitts and Nevis	16,300	
85	Belarus	16,100	
86	Mauritius	16,100	
87	Lebanon	15,800	
88	Mexico	15,600	
89	Sint Maarten	15,400	
90	Turkey	15,300	
91	Curacao	15,000	
92	Virgin Islands	14,500	
93	Romania	14,400	
94	Bulgaria	14,400	
95	Dominica	14,300	
96	Kazakhstan	14,100	
97	Grenada	13,800	
98	Northern Mariana Islands	13,600	
99	Venezuela	13,600	
100	Saint Lucia	13,100	
101	Suriname	12,900	
102	Costa Rica	12,900	
103	Iran	12,800	
104	Anguilla	12,200	
105	Brazil	12,100	
106	Saint Vincent and the Grenadines	12,100	
107	Montenegro	11,900	
108	South Africa	11,500	
109	Libya	11,300	
110	Colombia	11,100	
111	Serbia	11,100	
112	Peru	11,100	
113	Azerbaijan	10,800	
114	Macedonia	10,800	
115	Albania	10,700	
116	Ecuador	10,600	
117	Palau	10,500	
118	Cuba	10,200	
119	Thailand	9,900	
120	Tunisia	9,900	
121	China	9,800	
122	Dominican Republic	9,700	
123	Turkmenistan	9,700	

121	China	9,800	
122	Dominican Republic	9,700	
123	Turkmenistan	9,700	
124	Cook Islands	9,100	
125	Maldives	9,100	
126	Jamaica	9,000	
127	Belize	8,800	
128	Marshall Islands	8,700	
129	Guyana	8,500	
130	Montserrat	8,500	
131	Bosnia and Herzegovina	8,300	
132	Tonga	8,200	
133	Namibia	8,200	
134	American Samoa	8,000	
135	Saint Helena	7,800	
136	Kosovo	7,600	
137	Algeria	7,500	
138	El Salvador	7,500	
139	Ukraine	7,400	
140	Micronesia, Federated States of	7,300	
141	Iraq	7,100	
142	Bhutan	7,000	
143	Paraguay	6,800	
144	Egypt	6,600	
145	Sri Lanka	6,500	
146	Kiribati	6,400	
147	Angola	6,300	
148	Armenia	6,300	
149	Samoa	6,200	
150	Jordan	6,100	
151	Georgia	6,100	
152	Mongolia	5,900	
153	Niue	5,800	
154	Swaziland	5,700	
155	Morocco	5,500	
156	Bolivia	5,500	
157	Guatemala	5,300	
158	Indonesia	5,200	
159	Syria	5,100	
160	Nauru	5,000	
161	Fiji	4,900	
162	Congo, Republic of the	4,800	
163	Honduras	4,800	
164	Vanuatu	4,800	
165	Philippines	4,700	
166	Nicaragua	4,500	
167	Cape Verde	4,400	
168	India	4,000	
169	Vietnam	4,000	
170	Wallis and Futuna	3,800	
171	Uzbekistan	3,800	
172	Moldova	3,800	
173	Ghana	3,500	
174	Tuvalu	3,500	
175	Solomon Islands	3,400	
176	Laos	3,100	
177	Pakistan	3,100	
178	Papua New Guinea	2,900	
179	West Bank	2,900	
180	Nigeria	2,800	
181	Djibouti	2,700	
182	Cambodia	2,600	
183	Sudan	2,600	

182	Cambodia	2,600	■
183	Sudan	2,600	■
184	Western Sahara	2,500	■
185	Yemen	2,500	■
186	Chad	2,500	■
187	Kyrgyzstan	2,500	■
188	Cameroon	2,400	■
189	Tajikistan	2,300	■
190	Sao Tome and Principe	2,200	■
191	Lesotho	2,200	■
192	Mauritania	2,200	■
193	Bangladesh	2,100	■
194	Senegal	2,100	■
195	Gambia, The	2,000	■
196	Korea, North	1,800	■
197	Kenya	1,800	■
198	Cote d'Ivoire	1,800	■
199	Zambia	1,800	■
200	Tanzania	1,700	■
201	Burma	1,700	■
202	Benin	1,600	■
203	Uganda	1,500	■
204	Burkina Faso	1,500	■
205	Rwanda	1,500	■
206	Nepal	1,500	■
207	South Sudan	1,400	■
208	Sierra Leone	1,400	■
209	Ethiopia	1,300	■
210	Comoros	1,300	■
211	Haiti	1,300	■
212	Mozambique	1,200	■
213	Eritrea	1,200	■
214	Guinea-Bissau	1,200	■
215	Togo	1,100	■
216	Afghanistan	1,100	■
217	Mali	1,100	■
218	Guinea	1,100	■
219	Madagascar	1,000	■
220	Tokelau	1,000	■
221	Malawi	900	■
222	Niger	800	■
223	Liberia	700	■
224	Central African Republic	700	■
225	Burundi	600	■
226	Somalia	600	■
227	Zimbabwe	600	■
228	Congo, Democratic Republic of the	400	■

Definition: This entry shows GDP on a purchasing power parity basis divided by population as of 1 July for the same year.

Source: [CIA World Factbook](#) - Unless otherwise noted, information in this page is accurate as of January 1, 2014

See also: [GDP - per capita \(PPP\) map](#)